



Peroxin 2 Polyclonal Antibody

Catalog No	YP-Ab-04071
Isotype	IgG
Reactivity	Human;Rat;Mouse;
Applications	WB;IHC;IF;ELISA
Gene Name	PEX2
Protein Name	Peroxisome biogenesis factor 2
Immunogen	The antiserum was produced against synthesized peptide derived from human PXMP3. AA range:1-50
Specificity	Peroxin 2 Polyclonal Antibody detects endogenous levels of Peroxin 2 protein.
Formulation	Liquid in PBS containing 50% glycerol, 0.5% BSA and 0.02% sodium azide.
Source	Polyclonal, Rabbit,IgG
Purification	The antibody was affinity-purified from rabbit antiserum by affinity-chromatography using epitope-specific immunogen.
Dilution	WB: 1/500 - 1/2000. IHC: 1/100 - 1/300. ELISA: 1/20000.. IF 1:50-200
Concentration	1 mg/ml
Purity	≥90%
Storage Stability	-20°C/1 year
Synonyms	PEX2; PAF1; PMP3; PMP35; PXMP3; RNF72; Peroxisome biogenesis factor 2; 35 kDa peroxisomal membrane protein; Peroxin-2; Peroxisomal membrane protein 3; Peroxisome assembly factor 1; PAF-1; RING finger protein 72
Observed Band	35kD
Cell Pathway	Peroxisome membrane; Multi-pass membrane protein.
Tissue Specificity	Kidney,Liver,
Function	disease:Defects in PXMP3 are a cause of infantile Refsum disease (IRD) [MIM:266510]. IRD is a mild peroxisome biogenesis disorder (PBD). Clinical features include early onset, mental retardation, minor facial dysmorphism, retinopathy, sensorineural hearing deficit, hepatomegaly, osteoporosis, failure to thrive, and hypocholesterolemia. The biochemical abnormalities include accumulation of phytanic acid, very long chain fatty acids (VLCFA), di- and trihydroxycholestanoic acid and pipecolic acid.,disease:Defects in PXMP3 are a cause of Zellweger syndrome (ZWS) [MIM:214100]. ZWS is a fatal peroxisome biogenesis disorder characterized by dysmorphic facial features, hepatomegaly, ocular abnormalities, renal cysts, hearing impairment, profound psychomotor retardation, severe hypotonia and neonatal seizures. Death occurs within the first year of life.,disease:Defects in PXMP3 are the cause of p



Background

This gene encodes an integral peroxisomal membrane protein required for peroxisome biogenesis. The protein is thought to be involved in peroxisomal matrix protein import. Mutations in this gene result in one form of Zellweger syndrome and infantile Refsum disease. Alternative splicing results in multiple transcript variants encoding the same protein. [provided by RefSeq, Jul 2008],


matters needing attention

Avoid repeated freezing and thawing!

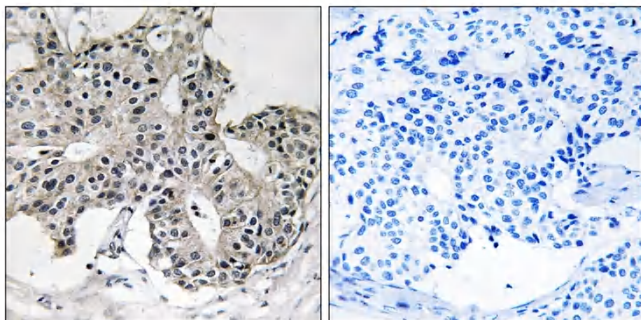
Usage suggestions

This product can be used in immunological reaction related experiments. For more information, please consult technical personnel.

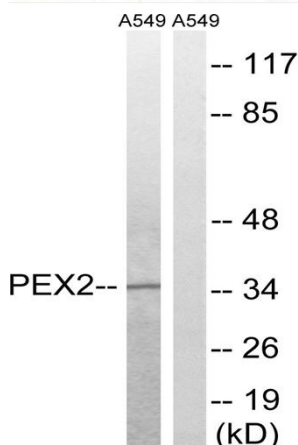
Products Images



Western Blot analysis of various cells using Peroxin 2 Polyclonal Antibody



Immunohistochemistry analysis of paraffin-embedded human breast carcinoma tissue, using PXMP3 Antibody. The picture on the right is blocked with the synthesized peptide.



Western blot analysis of lysates from A549 cells, using PXMP3 Antibody. The lane on the right is blocked with the synthesized peptide.